



# TURN ON THE VOLTAGE

TRACK 5

A 3x3 grid of puzzle pieces. Each piece is a rectangle with a '#' symbol and a small circle on the right side. The pieces are arranged as follows:

- Row 1: Piece 1 (top-left) has a club icon above it and a '1' icon below it. Piece 2 (top-middle) is empty. Piece 3 (top-right) has a spade icon above it and a star icon above it.
- Row 2: Piece 1 (middle-left) is empty. Piece 2 (middle-middle) is empty. Piece 3 (middle-right) is empty.
- Row 3: Piece 1 (bottom-left) has a heart icon above it and a '2' icon below it. Piece 2 (bottom-middle) has a '3' icon below it. Piece 3 (bottom-right) has a star icon above it.

To the right of the grid is a 'ZUGABE' (bonus) piece: a rectangle with a '#' symbol, a small circle on the right, and a '3' icon below it.

# DOWN THE DUNGEON

TRACK 5

A 3x3 grid of puzzle pieces. Each piece is a rectangle with a '#' symbol and a small circle on the right side. The pieces are arranged as follows:

- Row 1: Piece 1 (top-left) has a club icon above it. Piece 2 (top-middle) is empty. Piece 3 (top-right) has a spade icon above it with a '1' inside.
- Row 2: Piece 1 (middle-left) is empty. Piece 2 (middle-middle) has a '1' icon below it. Piece 3 (middle-right) has a '2' icon above it.
- Row 3: Piece 1 (bottom-left) has a heart icon above it and a diamond icon above it. Piece 2 (bottom-middle) is empty. Piece 3 (bottom-right) has a star icon above it.

To the right of the grid is a 'ZUGABE' (bonus) piece: a rectangle with a '#' symbol, a small circle on the right, a star icon above it, and a '2' icon below it.

# CHARITY IN SPACE

TRACK 5

A 1x4 row of puzzle pieces. Each piece is a rectangle with a '#' symbol and a small circle on the right side. The pieces are arranged as follows:

- Piece 1 (left) is empty.
- Piece 2 (middle-left) is empty.
- Piece 3 (middle-right) has a '3' icon below it and a spade icon above it.
- Piece 4 (right) has a star icon above it and a '1' icon below it.

# ROCK THE MAIDEN

TRACK 5

A 3x3 grid of puzzle pieces. Each piece is a rectangle with a '#' symbol and a small circle on the right side. The pieces are arranged as follows:

- Row 1: Piece 1 (top-left) has a club icon above it and a diamond icon above it. Piece 2 (top-middle) has a spade icon above it with a heart inside and a star icon above it. Piece 3 (top-right) is empty. Piece 4 (far right) is empty.
- Row 2: Piece 1 (middle-left) has a '1' icon below it. Piece 2 (middle-middle) has a '2' icon below it. Piece 3 (middle-right) is empty. Piece 4 (far right) has a '3' icon below it.
- Row 3: Piece 1 (bottom-left) is empty. Piece 2 (bottom-middle) has a star icon above it. Piece 3 (bottom-right) is empty.

To the right of the grid is a 'ZUGABE' (bonus) piece: a rectangle with a '#' symbol, a small circle on the right, and a '3' icon below it.

METAL  
HEROES  
GIG-MUSTER  
SEITE 2

# METAL HEROES

## GIG-MUSTER

SEITE 3

BONUS 1

### SWEDISH SINS

A grid of gig slots for 'SWEDISH SINS'. Each slot is a rectangle containing a '#' and a circle. Below each slot is a smaller empty rectangle. Various icons are placed around the grid: a club icon, a location pin, a game controller, a person with a cross, a diamond location pin, a heart location pin, a star, and a 'ZUGABE' (addition) icon with a star.

BONUS 1

### GIG FOR ZIG

A grid of gig slots for 'GIG FOR ZIG'. Each slot is a rectangle containing a '#' and a circle. Below each slot is a smaller empty rectangle. A person with a cross icon is located at the bottom right of the grid.

### OPEN AIR ÖSTERSUND



BONUS 1

A grid of gig slots for 'OPEN AIR ÖSTERSUND'. Each slot is a rectangle containing a '#' and a circle. Below each slot is a smaller empty rectangle. Various icons are placed around the grid: a club icon, a location pin, a game controller, a person with a cross, a star, a heart location pin, and a diamond location pin.

**TRACK 6**

**VAMP THE MANSION**



# [ ] [ ] # [ ] [ ] # [ ] [ ]

 [ ]  [ ]

**TRACK 7**



**BRAVE HEROES**


# [ ] [ ] # [ ] [ ] # [ ] [ ]


 [ ] 


**TRACK 7**

**BRING IT TO THE MAX**

  # [ ] [ ] # [ ] [ ]


 1 # [ ] [ ]

# [ ] [ ] # [ ] [ ] # [ ] [ ]  2 # [ ] [ ]



 # [ ] [ ] # [ ] [ ] # [ ] [ ] # [ ] [ ] # [ ] [ ]

# [ ] [ ] # [ ] [ ] # [ ] [ ]

# [ ] [ ] # [ ] [ ]

 # [ ] [ ] # [ ] [ ]

**1. ZUGABE** # [ ] [ ] **2. ZUGABE** # [ ] [ ]

 [ ]  [ ]

TRACK 7

# UNDERWORLD PREVIEW

Track 7 layout for 'Underworld Preview' featuring 16 gig icons arranged in a grid. The icons include symbols such as stars, hearts, and specific character icons. At the bottom, there are two '1. ZUGABE' (1st addition) and '2. ZUGABE' (2nd addition) slots, each containing a gig icon and a dark square.

TRACK 8

# METAL METRO MAYHEM

Track 8 layout for 'Metal Metro Mayhem' featuring 16 gig icons arranged in a grid. The icons include symbols such as stars, hearts, and specific character icons. At the bottom, there are two '1. ZUGABE' (1st addition) and '2. ZUGABE' (2nd addition) slots, each containing a gig icon and a dark square.

# W:O:A HEADBANGER STAGE

TRACK 8

Diagram for W:O:A HEADBANGER STAGE TRACK 8. It consists of a grid of 20 boxes arranged in 5 rows and 4 columns. Each box contains a '#' symbol and a small circle with a downward-pointing arrow. Below each box is a smaller empty box. Various icons are placed around the grid: a spade pin at the top left, a heart pin with '1' at the top center, a diamond pin with '1' and a heart pin with '2' at the top right, a spade pin with '2' on the left side, and a diamond pin with '2' at the bottom left. A star icon is above the second box in the second row. A guitar icon is below the third box in the second row. A dice icon with '1' is below the first box in the third row. A dice icon with '1' and a guitar icon are below the third box in the third row. A bracket is under the third and fourth boxes in the third row. A guitar icon is below the first box in the fifth row. A dice icon with '1' is below the third box in the fifth row.

# W:O:A TV-GIG TRACK 8

Diagram for W:O:A TV-GIG TRACK 8. It consists of a grid of 11 boxes arranged in two rows. The top row has 5 boxes and the bottom row has 6 boxes. Each box contains a '#' symbol and a small circle with a downward-pointing arrow. Below each box is a smaller empty box. A star icon is above the first box in the top row. A guitar icon is below the third box in the top row. A dice icon with '1' is below the fourth box in the top row. A star icon is above the first box in the bottom row. A star icon and the word 'ZUGABE' are above the first box in the bottom row. A guitar icon is below the first box in the bottom row.

TRACK 9

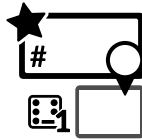
# ROCK THE BOAT

Diagram for ROCK THE BOAT TRACK 9. It consists of a grid of 20 boxes arranged in 5 rows and 4 columns. Each box contains a '#' symbol and a small circle with a downward-pointing arrow. Below each box is a smaller empty box. Various icons are placed around the grid: a spade pin with '1' at the top left, a heart pin and a spade pin at the top center, a spade pin with '2' on the left side, a diamond pin with '1' on the left side, a diamond pin with '2' on the left side, and a star icon above the first box in the second row. A dice icon with '1' is below the second box in the first row. A dice icon with '1' and a guitar icon are below the third box in the first row. A dice icon with '2' is below the first box in the second row. A guitar icon is below the third box in the second row. A dice icon with '1' is below the first box in the third row. A star icon is above the third box in the third row. A dice icon with '1' is below the first box in the fourth row. A star icon and a dice icon with '1' are above the first box in the fifth row. A guitar icon is below the first box in the fifth row. A star icon is above the first box in the fifth row. A box labeled 'ZUGABE' is at the bottom right, containing a '#' symbol and a small circle with a downward-pointing arrow. Below it is a guitar icon and a solid black square.

METAL HEROES  
GIG-MUSTER  
SEITE 6

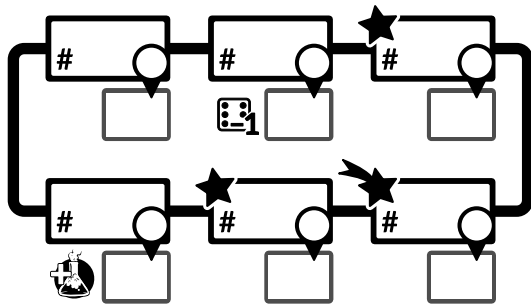
TRACK 10

# INTRODUCING THE HALL



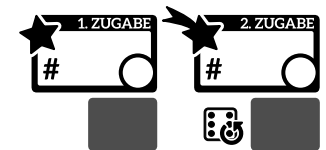
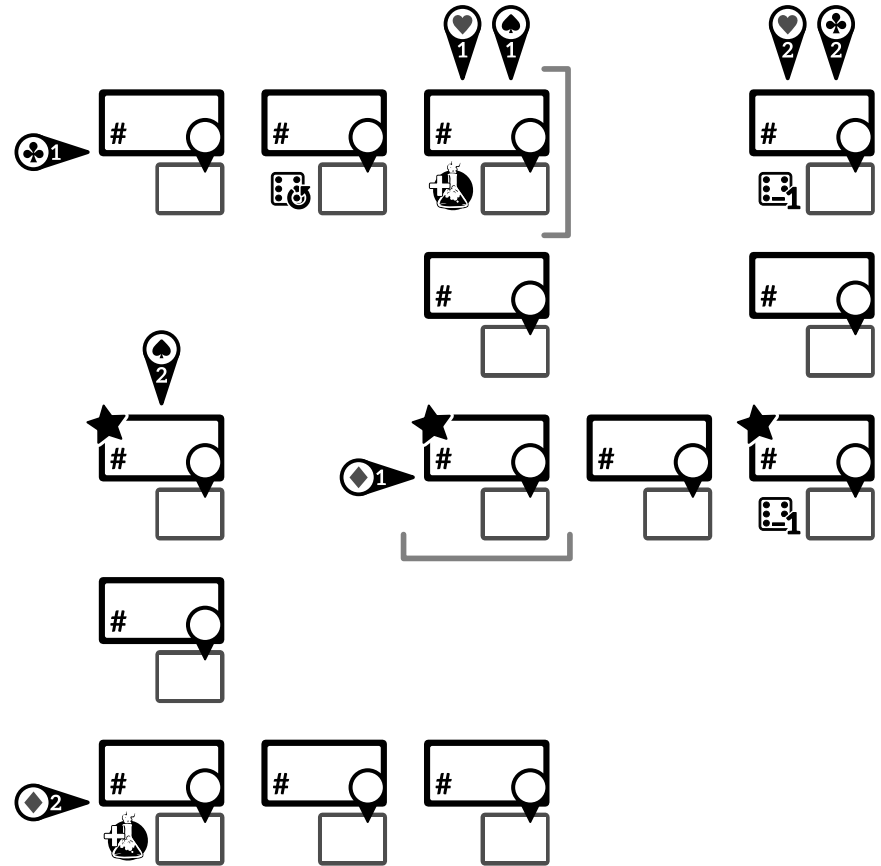
TRACK 10

# MBRO AWARDS MEDLEY



BONUS 3

# ECHO ROSSIJA



BONUS 3

SÃO PAULO ARENA

Grid layout for SÃO PAULO ARENA:

- Row 1: Slot 1 (♣1), Slot 2 (#, ♿), Slot 3 (#), Slot 4 (★, #), Slot 5 (♠2, #)
- Row 2: Slot 1 (#), Slot 2 (#), Slot 3 (#), Slot 4 (#), Slot 5 (#)
- Row 3: Slot 1 (♦1, ★, #), Slot 2 (#), Slot 3 (♣2, #), Slot 4 (★, #), Slot 5 (#)
- Row 4: Slot 1 (#), Slot 2 (#), Slot 3 (#), Slot 4 (#), Slot 5 (#)
- Row 5: Slot 1 (♦2, #), Slot 2 (#), Slot 3 (#), Slot 4 (#), Slot 5 (★, #)
- Bottom: 1. ZUGABE (♠, #), 2. ZUGABE (★, #), 3. ZUGABE (♣, #)

METAL HEROES  
GIG-MUSTER  
SEITE 8

FINAL

INFERNO IN THE DEEP

Grid layout for INFERNO IN THE DEEP:

- Row 1: 1. SONG (♠, #), 1. SET (♣, #), 1. SET (♣, #)
- Row 2: 2. SET (♣, #), 2. SET (♣, #), 2. SET (♣, ♿)
- Row 3: LETZTES SET (♠10, #), LETZTES SET (♣, #), LETZTES SET (♣, #)
- Row 4: LETZTES SET (♠13, #), LETZTES SET (♣, ♿), LETZTES SET (♣, #)
- Row 5: LETZTES SET (♠11, #), LETZTES SET (♣, #), LETZTES SET (♣, ♿)
- Bottom: 12 (♠), 11 (♠), 12 (♠), 11 (♠), 15 (♠)